



STUMP CUTTERS

MINI-WORKFORCE • SUPER Jr • TRAC Jr • RG45X • RG45 TRAC Jr • X-SERIES • TOW-BEHIND

SUPER TOOTH® • TRAILERS



(800) 392-2686
Wooster, OH



Since 1978, starting with the creation of our original RG 145 stump cutter, Rayco has grown into one of the most recognizable brands in environmental, forestry, landscaping, and construction equipment. Our line of stump cutters, horizontal grinders, brush chippers, forestry mulchers, and rubber crawler trucks feature innovative designs and a range of options to suit any sized job and budget, from landscaping to major construction projects.

Rayco equipment is engineered and manufactured in Wooster, Ohio. Our international dealer network offers environmental equipment sales, rentals, parts and accessories, including warranty and technical support.

RAYCOMFG.COM



Rayco Manufacturing Inc. retains the right to make changes in design and specifications; engineering; add or remove features; add improvements; or discontinue manufacturing at any time without notice or obligation.



Rayco’s Mini Work-Force Line of handlebar stump cutters is designed to provide a rugged, compact solution for stump removal in tight spaces. Each of the 3 Mini Work-Force models is built to professional standards, to provide years of dependable service. The frames carry a 2 year warranty and are fully powder coated to ensure the highest finish quality. Mini Work-Force stump cutters have a proven, 20+ year track record in the rental industry and are also popular with tree and landscape professionals for jobs with limited access to stumps.



Adjustable Handle Bars




Equipped with Rayco Super Teeth®



Operator Presence Handle



Honda GX390 Engines (13 hp Models)



Kohler Command 23 hp with Heavy-Duty Air Filter



2-year Warranty on all Mini Work-Force Models

MINI WORK-FORCE

SPECIFICATIONS

	RG13-II		RG13		RG25HD	
GENERAL	US	Metric	US	Metric	US	Metric
Weight	262 lb	119 kg	420 lb	191 kg	583 lb	264 kg
Length	79.75"	202.6 cm	66"-90"	168 cm - 229 cm	74"-98"	187.8 cm - 248.8 cm
Height	50"	127 cm	32-59"	81 cm - 150 cm	34"-58"	81 cm - 150 cm
Width	25"	63.5 cm	31"	79 cm	29"	74 cm
Frame Construction	7 gauge steel	7 gauge steel	7 gauge steel	7 gauge steel	7 gauge steel	7 gauge steel
Self-Propelled System	N/A	N/A	N/A	N/A	Hydrostatic, forward/reverse/neural variable speed differential	Hydrostatic, forward/reverse/neural variable speed differential
ENGINE						
Model	Honda GX390	Honda GX390	Honda GX390	Honda GX390	Kohler Command CH25	Kohler Command CH25
Number of Cylinders	1	1	1	1	V-Twin	V-Twin
Starting	Recoil	Recoil	Electric	Electric	Electric	Electric
Maximum No Load RPM	3600	3600	3600	3600	3600	3600
Gross HP at Maximum No Load RPM	13 hp	9.75 kW	13 hp	9.75 kW	23 hp	17.2 kW
Maximum Rated Torque	20.5 ft-lb @2500 RPM	20.5 ft-lb @2500 RPM	20.5 ft-lb @2500 RPM	20.5 ft-lb @2500 RPM	32 ft-lb @2500 RPM	32 ft-lb @2500 RPM
Fuel Tank Capacity	1.72 gal	6.5 L	1.72 gal	6.5 L	3 gal	11.3 L
CUTTING WHEEL						
Wheel Diameter	11"	28 cm	14"	35.5 cm	14"	35.5 cm
Wheel Thickness	3/8"	.1 cm	3/8"	.1 cm	3/8"	.1 cm
Cutting Wheel Bearings	1" pillow block type	1" pillow block type	1 3/16" pillow block type	1 3/16" pillow block type	1 3/16" pillow block type	1 3/16" pillow block type
Cutting Teeth	Rayco Super tooth™ forged, one-piece, with tungsten carbide tips.	Rayco Super tooth™ forged, one-piece, with tungsten carbide tips.	Rayco Super tooth™ forged, one-piece, with tungsten carbide tips.	Rayco Super tooth™ forged, one-piece, with tungsten carbide tips.	Rayco Super tooth™ forged, one-piece, with tungsten carbide tips.	Rayco Super tooth™ forged, one-piece, with tungsten carbide tips.
Cutter Teeth Quantity	8	8	12	12	12	12
Cutter Wheel Engagement	Centrifugal Clutch	Centrifugal Clutch	Direct drive	Direct drive	Electromagnetic Clutch	Electromagnetic Clutch
CUTTING RANGE WITHOUT REPOSITIONING						
Below Ground Level	13"	33 cm	18"	45.7 cm	22"	55.8 cm
Above Ground Level	22"	56 cm	20"	50.8 cm	24"	60.9 cm



The RG27 (27 hp), RG37 (37 hp) and RG40 (36 hp) Super Jr stump cutters bring revolutionary design changes to the ever popular Super Jr series of compact, self-propelled stump cutters. These machines are designed to give operators everything they want in a compact stump cutter and more. Compared to the competition, the Super Jr gives you wider cutting dimensions, lower center of gravity, more traction, lower ground pressure, better visibility while cutting, and easier travel through gates. Plus, the slewing ring pivot design eliminates maintenance associated with pin-style pivots and allows the machine to maintain maximum cutting depth across the entire width of the cut. The Super Jr is powered by Vanguard gasoline engines in 27 or 37 hp and Subaru 36 hp. Optional dual wheels provide a wider stance.



Swing Out Control Station



Hydraulic Backfill Blade (Option on RG27)



Available with Custom Trailer



Available with 27 hp or 37 hp Vanguard Engines or 36 hp Subaru Engine



51-inch Cutting Width



Wide Tires Increase Traction and Floatation

SUPER Jr

SPECIFICATIONS


	RG27		RG37	
GENERAL	US	Metric	US	Metric
Weight	1,770 lb	803 kg	1,830 lb	831 kg
Length (Maximum)	114"	290 cm	114"	290 cm
Height	52"	132 cm	52"	132 cm
Width	35"	89 cm	35"	89 cm
Width with Dual Wheels (Maximum)	52.5"	133 cm	52.5"	133 cm
Ground Clearance				
Ground Drive	Single speed	Single speed	2-speed	2-speed
Tires	18 x 8.5-10 R4 4 ply	18 x 8.5-10 R4 4 ply	18 x 8.5-10 R4 4 ply	8 x 8.5-10 R4 4 ply
Backfill Blade	Optional	Optional	Standard	Standard
Wireless Remote Controls	N/A	N/A	N/A	N/A
ENGINE				
Model	Vanguard	Vanguard	Vanguard	Vanguard
Gross HP	27 hp	20 kW	37 hp	27.6 kW
Maximum Rated Torque	27 ft lbs @ 2500 RPM	36.6 N-m	51.27 ft lbs @ 3060 RPM	69.5 n-m
Fuel Tank Capacity	5.0 gal	18.9 L	5.0 gal	18.9 L
Electrical System	12 volts/15 AMP alternator	12 volts/15 AMP alternator	12 volts/15 AMP alternator	12 volts/15 AMP alternator
HYDRAULIC SYSTEM				
Oil Tank Capacity	2 gal	7.6 L	2 gal	7.6 L
CUTTING WHEEL				
Wheel Diameter	17.25"	43.8 cm	17.25"	43.8 cm
Wheel Thickness	1"	3 cm	1"	3 cm
Cutting Wheel Bearings	1.5" pillow block	3.81 cm pillow block	1.5" pillow block	3.81 cm pillow block
Cutting Teeth	Rayco Super tooth™	Rayco Super tooth™	Rayco Super tooth™	Rayco Super tooth™
Cutter Teeth Quantity	18	18	18	18
Cutter Wheel Engagement	Electromagnetic clutch with the "Quick Stop" brake system	Electromagnetic clutch with the "Quick Stop" brake system	Electromagnetic clutch with the "Quick Stop" brake system	Electromagnetic clutch with the "Quick Stop" brake system
CUTTING RANGE WITHOUT REPOSITIONING				
Below Ground Level	12"	30 cm	12"	30 cm
Above Ground Level	24.5"	62.2 cm	24.5"	62.2 cm
Cutting Width	51"	130 cm	51"	130 cm



When you need a compact stump cutter with the go-anywhere traction and floatation only tracks can provide, the Trac Jr is your solution. This Rayco-exclusive design raises the bar for compact stump cutters by offering a small machine that is truly full-featured. Rubber tracks provide excellent traction and ground pressure of less than 4 psi. Huge, 51-inch cutting width tackles big stumps and a hydraulic backfill blade makes easy work of clean-up. Only Rayco gives you a swing-out control station to provide excellent visibility in the cutting position and making for easy travel through gates in the travel position.



Swing-Out Control Station



Slewing Ring Pivot On Cutter Head Swing Maintains Constant Depth Across Entire Swing Width



37hp Vanguard Engine



Rubber Track Undercarriage - Available with Non-Marking Rubber Tracks (option)



Swing-Out Chip Retainer Curtains



Hydraulic Backfill Blade Standard

TRAC Jr

SPECIFICATIONS

RG37 TRAC Jr		
GENERAL	US	Metric
Weight	1,850 lb	839 kg
Length (Maximum)	110"	279.4 cm
Height	53"	134.62 cm
Width	35"	89 cm
Ground Drive	2-speed	2-speed
Tracks	Rubber - Available with non-marking rubber tracks (option)	Rubber - Available with non-marking rubber tracks (option)
Backfill Blade	Standard	Standard
ENGINE		
Model	Vanguard	Vanguard
Gross HP	37 hp @3600 RPM	27.6 kW @3600 RPM
Fuel Tank Capacity	10 gal	37.9 L
Electrical System	12 volts/15 AMP alternator	2 volts/15 AMP alternator
HYDRAULIC SYSTEM		
Oil Tank Capacity	2 gal	7.6 L
CUTTING WHEEL		
Wheel Diameter	17.25"	43.8cm
Wheel Thickness	1"	2.5 cm
Cutting Wheel Bearings	1.5" pillow block	3.8 cm pillow block
Cutting Teeth	Rayco Super Tooth™	Rayco Super Tooth™
Cutter Teeth Quantity	18	18
Cutter Wheel Engagement	Electromagnetic clutch with the "quick stop" brake system	Electromagnetic clutch with the "quick stop" brake system
CUTTING RANGE WITHOUT REPOSITIONING		
Below Ground Level	17.5"	44.45 cm
Above Ground Level	24.5"	62.23 cm
Cutting Width	51"	129.54 cm

RG45X SUPER Jr



Turbo diesel power, 4 wheel drive, and a hydraulic backfill blade. And it comes in a self-propelled package that fits through a 36-inch gate. The RG45X Super Jr puts together all the features customers want and fits them into a compact diesel stump cutter. Operators appreciate the large cutting dimensions as well as visibility and protection of the swing-out control station. For travel through gates, the control station swings in line. Wide floatation tires and 4-wheel drive allow the RG45X to maintain traction in challenging conditions. A hydraulic backfill blade saves time during clean up, letting you get on to the next job. Also available with wireless remote controls.

SPECIFICATIONS

RG45X		
GENERAL	US	Metric
Weight	2,710 lb	1,229 kg
Length (Maximum)	121 ½"	308.6 cm
Height	72.625" - operators shield 60" - air filter	184.5 cm 152.4 cm
Width	35 ½"	90.2 cm
Width with Dual Wheels (Maximum)	53"	134.62 cm
Ground Clearance		
Ground Drive	4-wheel drive, 2-speed	4-wheel drive, 2-speed
Tires	18 x 8.5-10 R4 4 ply Rear - (4), Front - (2)	18 x 8.5-10 R4 4 ply Rear - (4), Front - (2)
Backfill Blade	Standard	
Wireless Remote Controls	Optional	Optional
ENGINE		
Model	Kubota V1505-T-E3B, Tier 4i	Kubota V1505-T-E3B, Tier 4i
Gross HP	44 hp @ 3000 RPM	32.81 kw @ 3000 RPM
Maximum Rated Torque	87 ft-lb @2000 RPM	117.96 N-m
Fuel Tank Capacity	8.5 gal	32.2 L
Electrical System	12 volts/40 AMP alternator	12 volts/40 AMP alternator
HYDRAULIC SYSTEM		
Oil Tank Capacity	2 gal	7.6 L
CUTTING WHEEL		
Wheel Diameter	20"	51 cm
Wheel Thickness	1-1/2"	3.8 cm
Cutting Wheel Bearings	1 3/4" pillow block	4.45 cm pillow block
Cutting Teeth	Rayco Super Tooth™	Rayco Super Tooth™
Cutter Teeth Quantity	24	24
Cutter Wheel Engagement	Electromagnetic clutch with the "quick stop" brake system	Electromagnetic clutch with the "quick stop" brake system
CUTTING RANGE WITHOUT REPOSITIONING		
Below Ground Level	14"	35.6 cm
Above Ground Level	24.5"	62.2 cm
Cutting Width	60"	152 cm

RG45 TRAC Jr



The RG45 Trac Jr offers its user the ultimate in versatility and performance in a mid-sized stump cutter. Excellent cutting power, radio remote controls, a hydraulic backfill blade, and expandable rubber tracks mean the RG45 Trac Jr can get to almost any stump and remove it quickly. The extendable, rubber track undercarriage provides a stable, 50-inch wide stance for cutting, while retracting to 35-inches to squeeze through backyard gates. The long track base ensures stability and lowers ground pressure to tread lightly on delicate lawns. Non-marking tracks are available. The reliable, Kubota 44hp diesel engine provides plenty of muscle to tackle large stumps. When it's time to clean up, the hydraulic backfill blade easily pushes chips and soil to avoid raking.

SPECIFICATIONS

RG45 Trac Jr		
GENERAL	US	Metric
Weight	3,260 lb	1,479 kg
Length (Maximum)	144"	366 cm
Height	73" - Operators Shield 61" - Air Filter	185.4 cm 155 cm
Width	50" Expanded 35" Retracted	127 cm 89 cm
Tracks	Rubber	Rubber
Backfill Blade	Standard 50" Expanded 35" Retracted	Standard 50" Expanded 35" Retracted
Wireless Remote Controls	Standard	Standard
ENGINE		
Model	Kubota V1505-T-E3B, Tier 4i	Kubota V1505-T-E3B, Tier 4i
Gross HP	44 hp @ 3000 RPM	32.81 kw @ 3000 RPM
Maximum Rated Torque	87 ft-lb @2000 RPM	117.96 N-m
Fuel Tank Capacity	8.5 gal	32.2 L
Electrical System	12 volts/40 AMP alternator	12 volts/40 AMP alternator
HYDRAULIC SYSTEM		
Oil Tank Capacity	1.5 gal	5.7 L
CUTTING WHEEL		
Wheel Diameter	20"	51 cm
Wheel Thickness	1-1/2"	3.8 cm
Cutting Wheel Bearings	1 3/4" pillow block	4.45 cm pillow block
Cutting Teeth	Rayco Super Tooth™	Rayco Super Tooth™
Cutter Teeth Quantity	24	24
Cutter Wheel Engagement	Electromagnetic clutch with the "quick stop" brake system	Electromagnetic clutch with the "quick stop" brake system
CUTTING RANGE WITHOUT REPOSITIONING		
Below Ground Level	14"	35.6 cm
Above Ground Level	24.5"	62.2 cm
Cutting Width	60"	152 cm



Available with Radio Remote Controls (RG45X-R)



Dual Rear Wheels for Increased Stability and Traction



Kubota 44 hp Diesel Engine



Radio Remote Controls



Extendable Rubber Tracks



Standard Hydraulic Backfill Blade



Rayco's Flagship RG70X is the answer if you're looking for a full-feature, high power backyard stump cutter. This machine features a powerful 66.8 hp Kubota diesel engines and hydrostatic cutter wheel drive to deliver top-notch performance. The swing-out control panel provides a good look at the cutting action while keeping the operator safe from flying debris. A radio remote control is also available. A low center of gravity and 4-wheel drive with 2-speed travel gets you to the job without turf damage. Standard dual rear wheels come on and off in minutes to get through 36-inch gates. The hydraulic backfill blade can be used to make short work of clean-up.



Full Time 4-wheel Drive with 2-speed Travel



Hydraulic Backfill Blade



Excellent Visibility While Cutting



Removable Dual Rear Wheels



Powerful Kubota Engine in 66.8 hp



Hydrostatic Cutter Wheel Drive with "Quick-Stop"

RG70X

SPECIFICATIONS

RG70X		
GENERAL	US	Metric
Weight	3,835 lb	1,739.5 kg
Length (Maximum)	144"	365.8 cm
Height	73" (Exhaust) 57" (Hood)	185.42 cm 144.78 cm
Width	35"	89 cm
Width with Dual Wheels (Maximum)	53"	134.6 cm
Ground Clearance	9"	22.86 cm
Ground Drive	4-wheel drive, 2-speed	4-wheel drive, 2-speed
Tires	Rear - (4) 5.70" X 22.4" Front - (2) 18" x 8.5"-10	Rear - (4) 5.70" X 22.4" Front - (2) 18" x 8.5"-10
Backfill Blade	Standard	
Wireless Remote Controls	Optional	Optional
ENGINE		
Model	Kubota V3600-E3B Tier 4i	Kubota V3600-E3B Tier 4i
Gross HP	66.8 hp @ 2600 RPM	49.8 kW @ 2600 RPM
Maximum Rated Torque	164 ft-lbs @2600 RPM	222.4 N-m
Fuel Tank Capacity	14 gal	53 L
Electrical System	12 volts/60 AMP alternator	12 volts/60 AMP alternator
HYDRAULIC SYSTEM		
Oil Tank Capacity	14 gal	63.6 L
CUTTING WHEEL		
Wheel Diameter	23"	58.4 cm
Wheel Thickness	1 1/2"	3.8 cm
Cutting Wheel Bearings	1 3/4" pillow block	4.45 cm pillow block
Cutting Teeth	Rayco Super tooth™	Rayco Super tooth™
Cutter Teeth Quantity	24	24
Cutter Wheel Engagement	Hydrostatic	Hydrostatic
CUTTING RANGE WITHOUT REPOSITIONING		
Below Ground Level	21.5"	54.6 cm
Above Ground Level	31"	78.7 cm
Cutting Width	70"	177.8 cm

800.392.2686

RAYCOMFG.COM



When it comes to engines, there's just no replacement for displacement. The new Rayco RG74T-R, available late 2016, is a high-production stump cutter powered by a massive 3.8L Cummins 74hp diesel engine that generates peak torque of 295ft-lbs. The large displacement diesel engine delivers more cutting power than most 100hp-class stump cutters and meets Tier 4 Final emissions without complex after-treatment systems. Compared to the competition, the difference is clear.



Cummins QSF3.8 diesel engine meets Tier 4 Final/Stage IV emissions

- Does not require Diesel Exhaust Fluid (DEF)
- Does not utilize Diesel Particulate Filter (DPF)



Large displacement engine produces 74hp / 295ft-lbs torque



Rubber track undercarriage retracts to fit through 36" gates



2-Speed travel



Hydraulic backfill blade



Radio remote control

800.392.2686

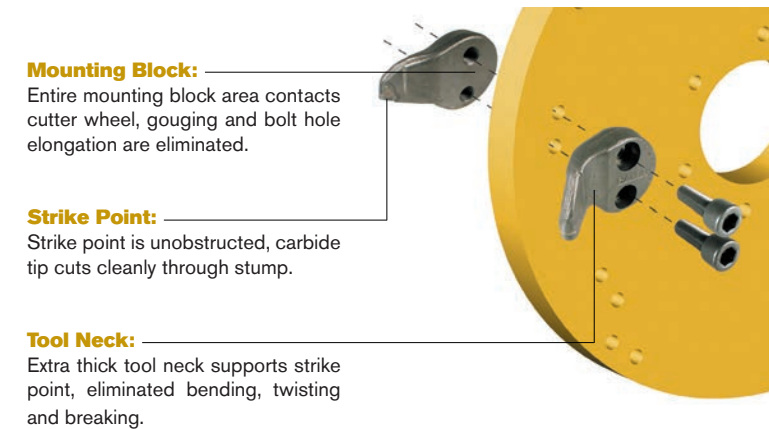
RG74T-R

SPECIFICATIONS PRELIMINARY

RG74T-R		
GENERAL	US	Metric
Weight	5,200 lb	2,359 kg
Length (Maximum)	150"	381 cm
Height	63" (Exhaust) / 57" (Hood)	160.02 cm (Exhaust) / 144.78 cm (Hood)
Width	35" / 51" (Tracks Extended)	88.9 cm / 129.54 cm (Tracks Extended)
Ground Clearance	10"	25.4 cm
Ground Drive	Rubber Tracks	Rubber Tracks
Backfill Blade	Standard	Standard
Wireless Remote Controls	Standard	Standard
ENGINE		
Model	Cummins QSF 3.8	Cummins QSF 3.8
Displacement	3.8L	3.8L
Gross HP	74 hp	55 kW
Maximum Rated Torque	285 ft-lbs	400 Nm
Fuel Tank Capacity	15 gal	15 gal
Electrical System	12 volts/ 135 AMP Alternator	12 volts/ 135 AMP Alternator
CUTTING WHEEL		
Wheel Diameter	23"	58.4 cm
Wheel Thickness	1-1/2"	3.8 cm
Cutting Wheel Bearings	2-3/16"	5.5 cm
Cutting Teeth	Rayco Super Tooth ™	Rayco Super Tooth ™
Cutter Teeth Quantity	24	24
Cutter Wheel Engagement	Hydrostatic pump. No clutch necessary	Hydrostatic pump. No clutch necessary
CUTTING RANGE WITHOUT REPOSITIONING		
Below Ground Level	21"	53.34 cm
Above Ground Level	32"	81.28 cm
Cutting Width	72"	182.88 cm

HERE'S WHY THE PATENTED RAYCO SUPER TOOTH OUTPERFORMS ALL OTHER CUTTERS

- The Rayco Super tooth incorporates a mounting block, neck and strike point into one massive cutting tool that is constructed of high alloy tool steel.
- Unlike other tools, the Super Tooth has extra mass to eliminate bending, twisting, and breaking which causes machine shut down and high maintenance costs. It also increases cutter wheel thrust, balance and inertia for improved machine performance.
- The Super Tooth's low profile design provides extra clearance for the mounting block to pass through the stump without obstructing its strike point or dragging against the stump.
- Because the strike point is unobstructed, the Super Tooth's carbide tip is in full contact with the material to be removed. It cuts cleanly through the stump providing full utilization of the machine's horsepower for cutting and discharging chips.
- The Rayco Super Tooth is designed to fit industry standard cutter wheels and is easy to install using 5/8-18UNF cap screws on 1.53-inch centers.
- The Super Tooth has four-times the mounting surface contacting the cutter wheel than do other tool designs. The increased support area eliminates gouged cutter wheels and elongated bolt holes.



**LOW PROFILE
RAYCO SUPER TOOTH®**

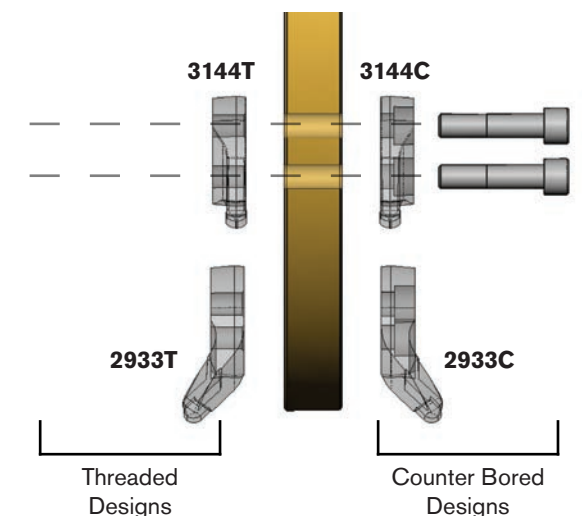


OTHER DESIGN STYLE



TOOL PROFILE COMPARISON

By comparing distance "A" to "B", you can see how the RAYCO Super Tooth® increases the strike point clearance and eliminates tool drag on the stump.



RAYCO MAINTENANCE TIP

Cutter Wheel Tooth Pattern - Manufacturers have varying design configurations for bolt on teeth. Always maintain the correct number of teeth on your cutter wheel. Otherwise the wheel may become unbalanced and damage the stump cutter's bearing. Some operators find success in rotating lightly worn teeth to rear positions, while others continue to replace teeth in just the high wear positions. Either way, the best cuts are made with the sharpest tooth edge and proper configuration. And remember, always make sure that the cutter teeth are properly secured and bolted in place.

The Rayco Super Tooth can maximize the cutting performance of almost any stump cutter, including competitive brands. This time tested design incorporates the mounting block, neck, and strike point into one massive cutting tool. Unlike other tooth designs, the Super Tooth has extra mass in the neck to eliminate bending, twisting, and breaking that can cause machine shut down and high maintenance costs. It also increases cutter wheel thrust, balance, and inertia

for improved performance. The Super Tooth's low profile design provides extra clearance for the mounting block to pass by the stump without obstructing the strike point or dragging against the stump. Because the strike point is unobstructed, the carbide tip is in full contact with the material to be removed. It cuts cleanly through the wood, providing full utilization of the machine's horsepower for cutting and discharging chips. The Super Tooth's mounting block has more surface area in contact with the cutter wheel. This eliminates gouged cutter wheels, a common problem with tooth/pocket designs that clamp teeth between the cutter wheel and mounting block.



TRSJRW / TRSJRWB TRAILER



The RAYCO TRSJRW trailer is specifically designed to haul the self-propelled Super Jr stump cutters and can also be used to transport the Trac Jr and RG45X stump cutters. The TRSJRW trailer features a single pin lock to secure the stump cutter to the trailer. Standard features include electrostatic powder coat paint, skid resistant deck and ramps, and Dexter Torflex® Axle.

The Rayco TRSJRWB trailer is equipped with electric brakes and is specifically designed to haul the self-propelled RG45X stump cutter. The TRSJRWB can also be used to transport the Trac Jr and any Super Jr series stump cutter. The TRSJRWB trailer features a single pin lock to secure the stump cutter to the trailer. Standard features include electrostatic powder coat paint, skid resistant deck and ramps, and Dexter Torflex® Axle with electric brakes.

SPECIFICATIONS

	TRSJRW / TRSJRWB	
	US	Metric
Weight	640 lb	290.3 kg
Length	134"	340.4 cm
Width	77" Outside Fenders	195.6 cm
Height	28.5" Top of Fender	72.4 cm
	54" Top of Ramp	137.2 cm
GVWR	3,500 lb	1,588 kg
Wheels	13" ST185/13LRD	671 kg @ 448.2 kPa
	Max capacity 1,725 lb @ 65 psi per tire	
	Highway speed approved	
Axle	Dexter TORFLEX #10 Low Profile (no brake)	
Lighting	Right and left tail lights	
	License plate lighting	
	DOT approved	
Hitch	2" ball coupler with safety chains and hooks	5.1 cm
Jack Stand	2,000 lb hand crank	907 kg

TR100 TRAILER



The RAYCO TR100 trailer is specifically designed to haul the RAYCO RG45T and RG70X (RG70XR) self-propelled stump cutters. The TR100 features a single-pin lock to secure the stump cutter to the trailer. Standard features include: electrostatic powder-coat paint, skid-resistant deck and ramps, electric brakes and tandem Dexter E-Z Lube leaf spring suspension axles.

SPECIFICATIONS

	TR100L	
	US	Metric
Weight	1,300 lb	589.6 kg
Length	157"	398.7 cm
Width	76" Outside Fenders	193 cm
Height	32" Top of Fender	81.2 cm
	35" Top of Ramp	88.9 cm
GVWR	7,000 lb	3175 kg
Wheels	700-15	977.94 kg @ 413.6 kPa
	Max capacity 2,156 lb @ 60 psi per tire (load range D)	
	Highway speed approved	
Axle	Tandem Dexter E-Z Lube 3,500 lb rating each	1587.5 kg
Lighting	Right and left tail lights	
	License plate lighting	
	Side-marker lights	
DOT approved		
Brake System	10" x 2.25" electrical with trailer mounted breakaway safety switch and integral battery and charger (note: both axles have brakes)	25.4 cm x 5.7 cm
Hitch	2" ball coupler with safety chains and hooks	5.1 cm
Optional Hitch	3" I.D. pintle hitch, 2 5/16" ball coupler	7.62 cm, 56.67 cm
Jack Stand	2,000 lb hand crank (optional wheel available)	907 kg



Lockable Tool Box



Single Pin Lock to Secure Stump Cutter to Trailer



Skid-Resistant Deck



Skid-Resistant Ramps



Custom Built for Rayco Self-Propelled Stump Cutters



Single Pin Lock to Secure Stump Cutter to Trailer



Skid-Resistant Ramps



Skid-Resistant Deck



Custom Built for Rayco Self-Propelled Stump Cutters

800.392.2686

RAYCOMFG.COM



UN
STUMP
ABLE
SINCE 1978

CALL TOLL FREE (800) 392-2686



RAYCO Manufacturing, Inc.

4255 E Lincoln Way
Wooster, Ohio 44691-8601 USA
Phone: 330.264.8699
Fax: 330.264.3697
raycomfg.com



www.gsaadvantage.gov

Contract # GS-30F-0021N

FULL LINE Stump Cutters August 2017
Made and Printed in the USA
Copyright © 2015
RAYCO Manufacturing, Inc.,
Wooster, OH 44691